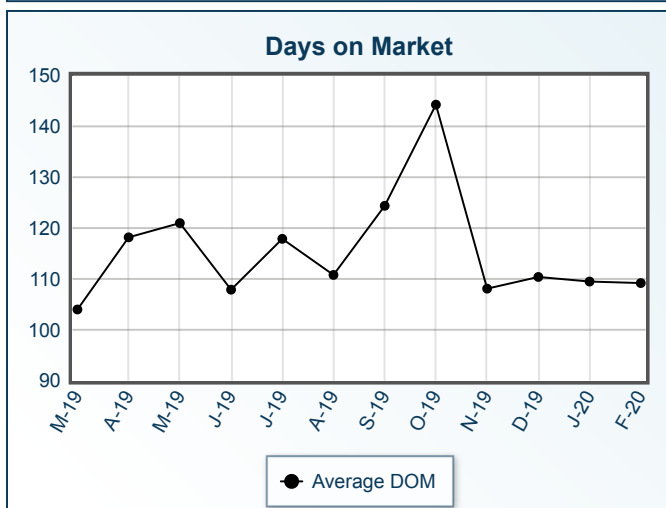
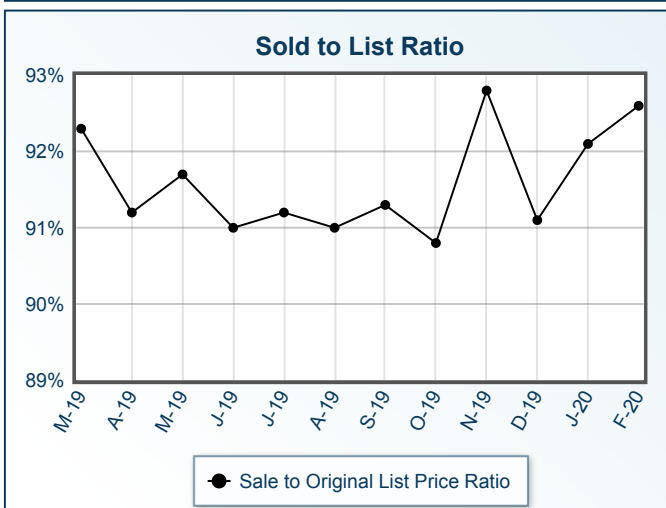
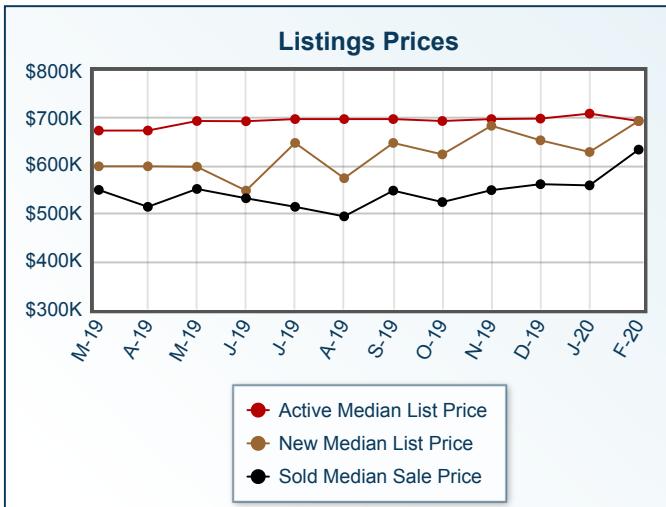
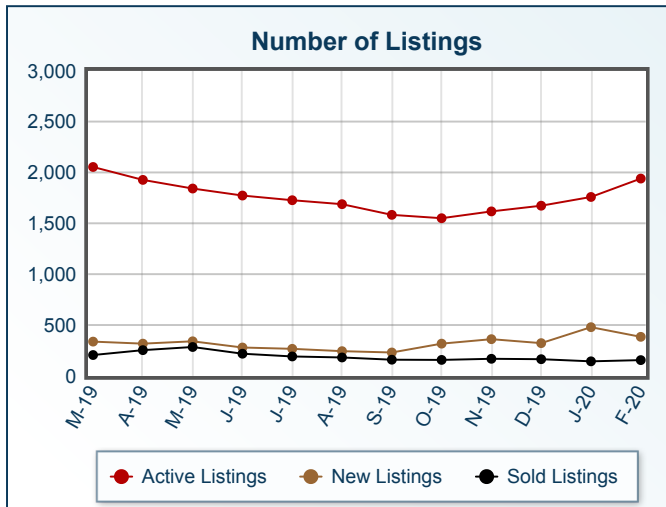


Market Summary

Residential, February 2020



Summary Statistics						
	Feb-20	Feb-19	% Chg	2020 YTD	2019 YTD	% Chg
Absorption Rate	10.27	11.44	-10.23	9.81	11.06	-11.30
Average List Price	\$1,161,019	\$1,086,585	6.85	\$1,121,571	\$1,047,815	7.04
Median List Price	\$695,000	\$650,000	6.92	\$695,000	\$649,000	7.09
Average Sale Price	\$772,184	\$726,393	6.30	\$724,299	\$719,250	0.70
Median Sale Price	\$635,000	\$527,500	20.38	\$592,500	\$540,000	9.72
Average DOM	109	104	4.81	109	100	9.00
Median DOM	69	60	15.00	69	64	7.81

Sold Listings	This Month			Year to Date			Pending Listings	This Month			Year to Date		
	2020	2019	% Chg	2020	2019	% Chg		2020	2019	% Chg	2020	2019	% Chg
	0-99,999	1	1	0.0	1	1		0.0	0-99,999	0	1	-100.0	0
100,000-149,999	2	3	-33.3	2	4	-50.0	100,000-149,999	2	5	-60.0	3	6	-50.0
150,000-199,999	3	4	-25.0	8	7	14.3	150,000-199,999	1	4	-75.0	6	12	-50.0
200,000-249,999	6	4	50.0	10	6	66.7	200,000-249,999	3	3	0.0	10	8	25.0
250,000-299,999	6	10	-40.0	11	18	-38.9	250,000-299,999	2	6	-66.7	3	17	-82.4
300,000-349,999	5	10	-50.0	17	17	0.0	300,000-349,999	2	7	-71.4	6	15	-60.0
350,000-399,999	9	13	-30.8	22	20	10.0	350,000-399,999	4	21	-81.0	20	34	-41.2
400,000-449,999	13	13	0.0	31	29	6.9	400,000-449,999	6	15	-60.0	20	33	-39.4
450,000-499,999	9	7	28.6	16	17	-5.9	450,000-499,999	7	18	-61.1	17	36	-52.8
500,000-549,999	12	15	-20.0	15	28	-46.4	500,000-549,999	3	10	-70.0	13	18	-27.8
550,000-599,999	8	4	100.0	18	9	100.0	550,000-599,999	8	15	-46.7	20	28	-28.6
600,000-649,999	6	9	-33.3	12	24	-50.0	600,000-649,999	3	7	-57.1	9	17	-47.1
650,000-699,999	7	4	75.0	23	9	155.6	650,000-699,999	4	16	-75.0	16	29	-44.8
700,000-749,999	7	3	133.3	9	7	28.6	700,000-749,999	5	2	150.0	9	5	80.0
750,000-799,999	8	4	100.0	10	6	66.7	750,000-799,999	4	5	-20.0	16	12	33.3
800,000-849,999	4	3	33.3	11	6	83.3	800,000-849,999	3	1	200.0	4	3	33.3
850,000-899,999	7	4	75.0	10	7	42.9	850,000-899,999	5	5	0.0	15	13	15.4
900,000-949,999	6	6	0.0	10	7	42.9	900,000-949,999	5	5	0.0	10	8	25.0
950,000-999,999	2	1	100.0	3	2	50.0	950,000-999,999	2	3	-33.3	6	13	-53.8
1,000,000-1,099,999	2	4	-50.0	5	8	-37.5	1,000,000-1,099,999	1	3	-66.7	3	6	-50.0
1,100,000-1,199,999	5	2	150.0	6	6	0.0	1,100,000-1,199,999	4	4	0.0	9	8	12.5
1,200,000-1,299,999	7	6	16.7	15	12	25.0	1,200,000-1,299,999	4	2	100.0	11	6	83.3
1,300,000-1,399,999	7	1	600.0	12	3	300.0	1,300,000-1,399,999	6	2	200.0	13	4	225.0
1,400,000-1,499,999	1	1	0.0	2	1	100.0	1,400,000-1,499,999	1	1	0.0	2	3	-33.3
1,500,000-1,599,999	1	1	0.0	2	1	100.0	1,500,000-1,599,999	0	4	-100.0	1	7	-85.7
1,600,000-1,699,999	1	1	0.0	2	1	100.0	1,600,000-1,699,999	1	1	0.0	2	1	100.0
1,700,000-1,799,999	3	1	200.0	3	1	200.0	1,700,000-1,799,999	0	1	-100.0	1	1	0.0
1,800,000-1,899,999	1	1	0.0	1	2	-50.0	1,800,000-1,899,999	2	1	100.0	4	1	300.0
1,900,000-1,999,999	0	1	-100.0	3	2	50.0	1,900,000-1,999,999	4	4	0.0	6	4	50.0
2,000,000-2,249,999	0	3	-100.0	1	7	-85.7	2,000,000-2,249,999	0	2	-100.0	1	4	-75.0
2,250,000-2,499,999	2	1	100.0	2	2	0.0	2,250,000-2,499,999	1	0	N/A	3	1	200.0
2,500,000-2,749,999	1	2	-50.0	2	3	-33.3	2,500,000-2,749,999	0	3	-100.0	2	3	-33.3
2,750,000-2,999,999	2	1	100.0	2	1	100.0	2,750,000-2,999,999	2	1	100.0	4	2	100.0
3,000,000-3,249,999	1	1	0.0	1	1	0.0	3,000,000-3,249,999	1	0	N/A	1	0	N/A
3,250,000-3,499,999	0	1	-100.0	0	1	-100.0	3,250,000-3,499,999	0	0	0.0	2	1	100.0
3,500,000-3,749,999	0	0	0.0	0	1	-100.0	3,500,000-3,749,999	0	1	-100.0	0	2	-100.0
3,750,000-3,999,999	0	0	0.0	0	0	0.0	3,750,000-3,999,999	0	0	0.0	0	0	0.0
4,000,000-4,249,999	0	0	0.0	0	0	0.0	4,000,000-4,249,999	0	0	0.0	0	0	0.0
4,250,000-4,499,999	0	0	0.0	0	0	0.0	4,250,000-4,499,999	0	1	-100.0	1	1	0.0
4,500,000-4,749,999	0	0	0.0	0	0	0.0	4,500,000-4,749,999	0	1	-100.0	0	1	-100.0
4,750,000-4,999,999	0	0	0.0	0	0	0.0	4,750,000-4,999,999	0	0	0.0	0	0	0.0
5,000,000+	0	0	0.0	0	0	0.0	5,000,000+	2	2	0.0	3	2	50.0
Totals	155	146	6.2	298	277	7.6	Totals	98	183	-46.4	272	366	-25.7

Active Listings	This Month			Year to Date			New Listings	This Month			Year to Date		
	2020	2019	% Chg	2020	2019	% Chg		2020	2019	% Chg	2020	2019	% Chg
	0-99,999	2	7	-71.4	3	14		-78.6	0-99,999	0	1	-100.0	1
100,000-149,999	10	12	-16.7	11	20	-45.0	100,000-149,999	0	3	-100.0	2	4	-50.0
150,000-199,999	48	51	-5.9	62	68	-8.8	150,000-199,999	8	14	-42.9	25	29	-13.8
200,000-249,999	63	70	-10.0	81	89	-9.0	200,000-249,999	9	8	12.5	21	19	10.5
250,000-299,999	61	72	-15.3	77	100	-23.0	250,000-299,999	7	9	-22.2	24	27	-11.1
300,000-349,999	77	85	-9.4	101	106	-4.7	300,000-349,999	16	15	6.7	40	31	29.0
350,000-399,999	105	135	-22.2	142	178	-20.2	350,000-399,999	20	24	-16.7	48	55	-12.7
400,000-449,999	105	137	-23.4	144	179	-19.6	400,000-449,999	17	24	-29.2	43	66	-34.8
450,000-499,999	145	151	-4.0	180	199	-9.5	450,000-499,999	31	26	19.2	67	71	-5.6
500,000-549,999	103	106	-2.8	132	131	0.8	500,000-549,999	30	25	20.0	60	53	13.2
550,000-599,999	125	137	-8.8	155	176	-11.9	550,000-599,999	22	28	-21.4	58	50	16.0
600,000-649,999	72	67	7.5	92	100	-8.0	600,000-649,999	18	19	-5.3	43	41	4.9
650,000-699,999	81	109	-25.7	117	151	-22.5	650,000-699,999	23	27	-14.8	43	53	-18.9
700,000-749,999	69	56	23.2	88	76	15.8	700,000-749,999	14	13	7.7	21	23	-8.7
750,000-799,999	88	83	6.0	120	105	14.3	750,000-799,999	19	16	18.8	42	36	16.7
800,000-849,999	45	38	18.4	53	44	20.5	800,000-849,999	6	4	50.0	15	14	7.1
850,000-899,999	82	76	7.9	106	98	8.2	850,000-899,999	12	10	20.0	37	24	54.2
900,000-949,999	32	36	-11.1	50	48	4.2	900,000-949,999	11	3	266.7	20	10	100.0
950,000-999,999	51	58	-12.1	64	79	-19.0	950,000-999,999	12	9	33.3	21	19	10.5
1,000,000-1,099,999	35	23	52.2	44	34	29.4	1,000,000-1,099,999	8	6	33.3	13	14	-7.1
1,100,000-1,199,999	57	61	-6.6	78	76	2.6	1,100,000-1,199,999	10	7	42.9	25	32	-21.9
1,200,000-1,299,999	57	66	-13.6	78	81	-3.7	1,200,000-1,299,999	12	13	-7.7	24	29	-17.2
1,300,000-1,399,999	50	48	4.2	70	60	16.7	1,300,000-1,399,999	11	10	10.0	22	24	-8.3
1,400,000-1,499,999	42	35	20.0	49	44	11.4	1,400,000-1,499,999	7	6	16.7	14	13	7.7
1,500,000-1,599,999	28	38	-26.3	38	53	-28.3	1,500,000-1,599,999	9	6	50.0	13	17	-23.5
1,600,000-1,699,999	28	20	40.0	32	25	28.0	1,600,000-1,699,999	5	6	-16.7	13	9	44.4
1,700,000-1,799,999	25	28	-10.7	31	33	-6.1	1,700,000-1,799,999	2	4	-50.0	7	7	0.0
1,800,000-1,899,999	16	20	-20.0	23	22	4.5	1,800,000-1,899,999	4	1	300.0	8	6	33.3
1,900,000-1,999,999	28	30	-6.7	39	45	-13.3	1,900,000-1,999,999	7	10	-30.0	18	15	20.0
2,000,000-2,249,999	23	25	-8.0	32	31	3.2	2,000,000-2,249,999	7	3	133.3	11	5	120.0
2,250,000-2,499,999	42	35	20.0	53	39	35.9	2,250,000-2,499,999	8	1	700.0	10	8	25.0
2,500,000-2,749,999	15	18	-16.7	18	24	-25.0	2,500,000-2,749,999	2	7	-71.4	5	10	-50.0
2,750,000-2,999,999	25	34	-26.5	37	39	-5.1	2,750,000-2,999,999	2	3	-33.3	13	6	116.7
3,000,000-3,249,999	11	6	83.3	13	7	85.7	3,000,000-3,249,999	1	1	0.0	8	3	166.7
3,250,000-3,499,999	16	16	0.0	20	21	-4.8	3,250,000-3,499,999	3	2	50.0	6	5	20.0
3,500,000-3,749,999	11	15	-26.7	15	17	-11.8	3,500,000-3,749,999	4	1	300.0	4	4	0.0
3,750,000-3,999,999	14	11	27.3	16	15	6.7	3,750,000-3,999,999	2	1	100.0	4	2	100.0
4,000,000-4,249,999	1	3	-66.7	1	3	-66.7	4,000,000-4,249,999	0	0	0.0	0	0	0.0
4,250,000-4,499,999	3	5	-40.0	7	5	40.0	4,250,000-4,499,999	2	0	N/A	3	2	50.0
4,500,000-4,749,999	3	5	-40.0	2	5	-60.0	4,500,000-4,749,999	0	0	0.0	1	0	N/A
4,750,000-4,999,999	7	9	-22.2	9	9	0.0	4,750,000-4,999,999	1	0	N/A	2	1	100.0
5,000,000+	38	28	35.7	42	35	20.0	5,000,000+	2	3	-33.3	8	10	-20.0
Totals	1939	2065	-6.1	2525	2684	-5.9	Totals	384	369	4.1	863	849	1.6

Information is deemed to be reliable, but is not guaranteed. © 2020 MLS and FBS. Prepared by Darla Frye-Guevremont on Monday, March 09, 2020 6:48 PM.