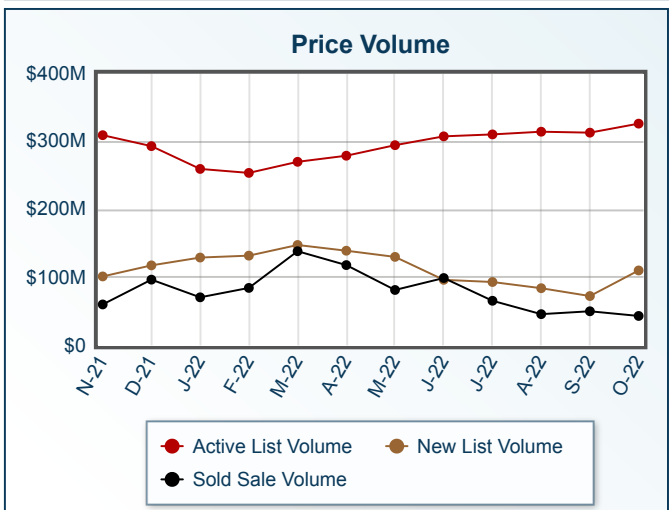
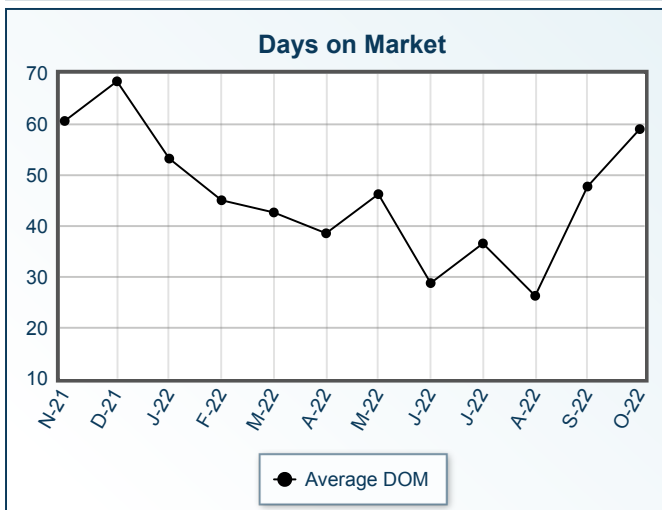
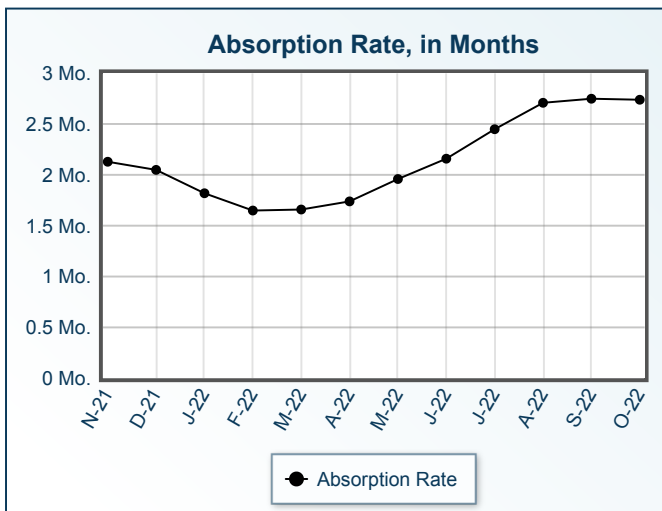
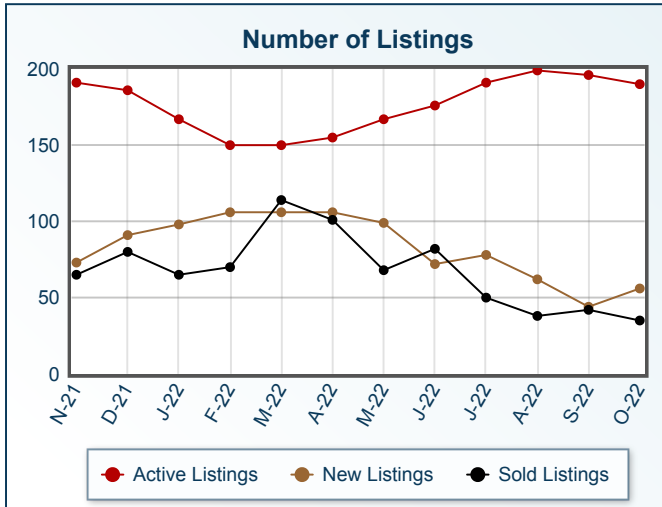


# Market Summary

33040 Residential, October 2022



Summary Statistics						
	Oct-22	Oct-21	% Chg	2022 YTD	2021 YTD	% Chg
Absorption Rate	2.74	2.1	30.48	2.16	3.69	-41.46
Average List Price	\$1,718,384	\$1,446,865	18.77	\$1,407,497	\$1,180,284	19.25
Median List Price	\$1,244,000	\$994,500	25.09	\$995,000	\$849,950	17.07
Average Sale Price	\$1,238,743	\$1,070,741	15.69	\$1,200,577	\$1,038,166	15.64
Median Sale Price	\$885,000	\$832,000	6.37	\$899,000	\$765,000	17.52
Average DOM	59	55	7.27	41	73	-43.84
Median DOM	44	22	100.00	16	37	-56.76

Sold Listings	This Month			Year to Date			Pending Listings	This Month			Year to Date		
	2022	2021	% Chg	2022	2021	% Chg		2022	2021	% Chg	2022	2021	% Chg
	0-99,999	0	1	-100.0	0	1		-100.0	0-99,999	0	2	-100.0	0
100,000-149,999	0	1	-100.0	8	1	700.0	100,000-149,999	0	2	-100.0	4	2	100.0
150,000-199,999	0	1	-100.0	10	4	150.0	150,000-199,999	0	3	-100.0	13	5	160.0
200,000-249,999	0	1	-100.0	11	21	-47.6	200,000-249,999	0	2	-100.0	10	14	-28.6
250,000-299,999	1	0	N/A	17	22	-22.7	250,000-299,999	0	1	-100.0	15	28	-46.4
300,000-349,999	0	0	0.0	6	16	-62.5	300,000-349,999	0	1	-100.0	5	14	-64.3
350,000-399,999	1	3	-66.7	7	37	-81.1	350,000-399,999	0	1	-100.0	9	38	-76.3
400,000-449,999	1	4	-75.0	16	53	-69.8	400,000-449,999	0	4	-100.0	11	47	-76.6
450,000-499,999	2	1	100.0	16	44	-63.6	450,000-499,999	0	3	-100.0	17	58	-70.7
500,000-549,999	1	2	-50.0	20	48	-58.3	500,000-549,999	0	2	-100.0	20	43	-53.5
550,000-599,999	2	1	100.0	28	47	-40.4	550,000-599,999	2	2	0.0	20	44	-54.5
600,000-649,999	0	3	-100.0	31	52	-40.4	600,000-649,999	0	3	-100.0	27	40	-32.5
650,000-699,999	2	3	-33.3	28	62	-54.8	650,000-699,999	1	5	-80.0	32	70	-54.3
700,000-749,999	3	3	0.0	33	52	-36.5	700,000-749,999	1	2	-50.0	20	44	-54.5
750,000-799,999	3	4	-25.0	34	49	-30.6	750,000-799,999	1	5	-80.0	36	43	-16.3
800,000-849,999	0	2	-100.0	26	43	-39.5	800,000-849,999	0	4	-100.0	21	34	-38.2
850,000-899,999	2	1	100.0	46	37	24.3	850,000-899,999	1	7	-85.7	45	53	-15.1
900,000-949,999	2	1	100.0	26	27	-3.7	900,000-949,999	0	1	-100.0	24	29	-17.2
950,000-999,999	0	3	-100.0	16	32	-50.0	950,000-999,999	0	2	-100.0	20	35	-42.9
1,000,000-1,099,999	1	3	-66.7	26	20	30.0	1,000,000-1,099,999	0	1	-100.0	14	14	0.0
1,100,000-1,199,999	2	3	-33.3	37	27	37.0	1,100,000-1,199,999	0	3	-100.0	33	29	13.8
1,200,000-1,299,999	2	4	-50.0	37	37	0.0	1,200,000-1,299,999	1	2	-50.0	43	43	0.0
1,300,000-1,399,999	1	1	0.0	16	26	-38.5	1,300,000-1,399,999	1	0	N/A	13	23	-43.5
1,400,000-1,499,999	1	1	0.0	14	26	-46.2	1,400,000-1,499,999	1	0	N/A	12	24	-50.0
1,500,000-1,599,999	2	2	0.0	20	9	122.2	1,500,000-1,599,999	0	1	-100.0	19	9	111.1
1,600,000-1,699,999	0	0	0.0	12	15	-20.0	1,600,000-1,699,999	0	2	-100.0	9	14	-35.7
1,700,000-1,799,999	0	1	-100.0	16	14	14.3	1,700,000-1,799,999	0	4	-100.0	7	15	-53.3
1,800,000-1,899,999	0	0	0.0	10	16	-37.5	1,800,000-1,899,999	0	1	-100.0	8	13	-38.5
1,900,000-1,999,999	0	0	0.0	9	5	80.0	1,900,000-1,999,999	0	0	0.0	16	16	0.0
2,000,000-2,249,999	2	2	0.0	16	34	-52.9	2,000,000-2,249,999	0	1	-100.0	14	17	-17.6
2,250,000-2,499,999	1	1	0.0	17	21	-19.0	2,250,000-2,499,999	0	1	-100.0	16	28	-42.9
2,500,000-2,749,999	1	0	N/A	10	16	-37.5	2,500,000-2,749,999	0	0	0.0	7	18	-61.1
2,750,000-2,999,999	0	2	-100.0	6	12	-50.0	2,750,000-2,999,999	0	3	-100.0	6	14	-57.1
3,000,000-3,249,999	1	2	-50.0	9	11	-18.2	3,000,000-3,249,999	0	0	0.0	5	5	0.0
3,250,000-3,499,999	0	1	-100.0	13	6	116.7	3,250,000-3,499,999	0	1	-100.0	19	7	171.4
3,500,000-3,749,999	0	0	0.0	4	3	33.3	3,500,000-3,749,999	1	1	0.0	2	5	-60.0
3,750,000-3,999,999	0	0	0.0	5	5	0.0	3,750,000-3,999,999	0	0	0.0	5	8	-37.5
4,000,000-4,249,999	0	0	0.0	1	0	N/A	4,000,000-4,249,999	0	0	0.0	4	0	N/A
4,250,000-4,499,999	0	0	0.0	0	1	-100.0	4,250,000-4,499,999	0	0	0.0	0	1	-100.0
4,500,000-4,749,999	0	0	0.0	1	1	0.0	4,500,000-4,749,999	0	0	0.0	1	0	N/A
4,750,000-4,999,999	0	0	0.0	0	2	-100.0	4,750,000-4,999,999	0	0	0.0	0	3	-100.0
5,000,000+	1	0	N/A	7	4	75.0	5,000,000+	1	0	N/A	6	3	100.0
Totals	35	58	-39.7	665	959	-30.7	Totals	11	73	-84.9	608	952	-36.1

Active Listings	This Month			Year to Date			New Listings	This Month			Year to Date		
	2022	2021	% Chg	2022	2021	% Chg		2022	2021	% Chg	2022	2021	% Chg
	0-99,999	0	0	0.0	6	3		100.0	0-99,999	0	2	-100.0	6
100,000-149,999	0	1	-100.0	5	3	66.7	100,000-149,999	0	2	-100.0	4	2	100.0
150,000-199,999	0	7	-100.0	14	11	27.3	150,000-199,999	0	3	-100.0	8	10	-20.0
200,000-249,999	0	9	-100.0	11	24	-54.2	200,000-249,999	0	2	-100.0	7	19	-63.2
250,000-299,999	1	5	-80.0	22	39	-43.6	250,000-299,999	2	2	0.0	19	32	-40.6
300,000-349,999	0	4	-100.0	5	19	-73.7	300,000-349,999	0	2	-100.0	5	10	-50.0
350,000-399,999	2	5	-60.0	14	46	-69.6	350,000-399,999	1	1	0.0	9	27	-66.7
400,000-449,999	3	2	50.0	20	56	-64.3	400,000-449,999	1	2	-50.0	17	45	-62.2
450,000-499,999	2	6	-66.7	22	80	-72.5	450,000-499,999	1	3	-66.7	18	62	-71.0
500,000-549,999	3	5	-40.0	26	56	-53.6	500,000-549,999	0	2	-100.0	22	46	-52.2
550,000-599,999	7	2	250.0	33	61	-45.9	550,000-599,999	1	0	N/A	28	42	-33.3
600,000-649,999	3	6	-50.0	32	47	-31.9	600,000-649,999	1	3	-66.7	28	36	-22.2
650,000-699,999	7	5	40.0	40	86	-53.5	650,000-699,999	1	5	-80.0	34	61	-44.3
700,000-749,999	7	7	0.0	31	56	-44.6	700,000-749,999	1	0	N/A	29	48	-39.6
750,000-799,999	9	3	200.0	50	54	-7.4	750,000-799,999	1	7	-85.7	42	40	5.0
800,000-849,999	8	8	0.0	35	52	-32.7	800,000-849,999	3	0	N/A	31	37	-16.2
850,000-899,999	12	15	-20.0	72	82	-12.2	850,000-899,999	4	4	0.0	62	61	1.6
900,000-949,999	8	2	300.0	37	41	-9.8	900,000-949,999	3	3	0.0	33	30	10.0
950,000-999,999	4	5	-20.0	32	54	-40.7	950,000-999,999	0	5	-100.0	28	45	-37.8
1,000,000-1,099,999	8	0	N/A	24	19	26.3	1,000,000-1,099,999	1	1	0.0	24	12	100.0
1,100,000-1,199,999	9	12	-25.0	59	52	13.5	1,100,000-1,199,999	3	5	-40.0	41	38	7.9
1,200,000-1,299,999	12	13	-7.7	66	69	-4.3	1,200,000-1,299,999	1	2	-50.0	54	56	-3.6
1,300,000-1,399,999	9	4	125.0	30	32	-6.2	1,300,000-1,399,999	1	1	0.0	25	21	19.0
1,400,000-1,499,999	6	3	100.0	19	39	-51.3	1,400,000-1,499,999	3	3	0.0	17	27	-37.0
1,500,000-1,599,999	3	6	-50.0	26	19	36.8	1,500,000-1,599,999	0	1	-100.0	21	17	23.5
1,600,000-1,699,999	3	4	-25.0	16	20	-20.0	1,600,000-1,699,999	0	1	-100.0	12	14	-14.3
1,700,000-1,799,999	3	2	50.0	16	20	-20.0	1,700,000-1,799,999	2	2	0.0	15	18	-16.7
1,800,000-1,899,999	4	2	100.0	17	19	-10.5	1,800,000-1,899,999	2	1	100.0	17	12	41.7
1,900,000-1,999,999	5	5	0.0	24	28	-14.3	1,900,000-1,999,999	1	2	-50.0	20	18	11.1
2,000,000-2,249,999	7	7	0.0	28	27	3.7	2,000,000-2,249,999	8	1	700.0	24	24	0.0
2,250,000-2,499,999	9	7	28.6	34	44	-22.7	2,250,000-2,499,999	1	1	0.0	27	32	-15.6
2,500,000-2,749,999	8	4	100.0	22	25	-12.0	2,500,000-2,749,999	4	1	300.0	16	18	-11.1
2,750,000-2,999,999	3	5	-40.0	19	21	-9.5	2,750,000-2,999,999	1	2	-50.0	17	15	13.3
3,000,000-3,249,999	3	3	0.0	8	12	-33.3	3,000,000-3,249,999	0	2	-100.0	6	7	-14.3
3,250,000-3,499,999	5	4	25.0	28	22	27.3	3,250,000-3,499,999	2	2	0.0	24	10	140.0
3,500,000-3,749,999	2	1	100.0	5	7	-28.6	3,500,000-3,749,999	2	0	N/A	5	5	0.0
3,750,000-3,999,999	3	2	50.0	10	19	-47.4	3,750,000-3,999,999	0	0	0.0	8	10	-20.0
4,000,000-4,249,999	0	0	0.0	6	0	N/A	4,000,000-4,249,999	0	0	0.0	5	0	N/A
4,250,000-4,499,999	0	0	0.0	0	2	-100.0	4,250,000-4,499,999	0	0	0.0	0	1	-100.0
4,500,000-4,749,999	0	1	-100.0	3	1	200.0	4,500,000-4,749,999	0	0	0.0	2	1	100.0
4,750,000-4,999,999	6	2	200.0	10	5	100.0	4,750,000-4,999,999	2	0	N/A	7	4	75.0
5,000,000+	6	6	0.0	17	14	21.4	5,000,000+	2	2	0.0	10	13	-23.1
Totals	190	190	0.0	994	1386	-28.3	Totals	56	78	-28.2	827	1029	-19.6

Information is deemed to be reliable, but is not guaranteed. © 2022 MLS and FBS. Prepared by Florida Keys MLS, Inc. on Thursday, November 03, 2022 3:32 PM.